

# Exhibit 19



 + XRP Markets Team

David Schwartz  
Chief Cryptographer

Miguel Vias  
Head of XRP Markets

# Agenda

- Ripple: Company and Product Overview
- XRP and XRP Ledger
- Building out XRP Institutional Ecosystem
- Q&A - Custody, Integration, Validators



# Company Overview

ALL INFORMATION CONTAINED HEREIN IS UNCLASSIFIED



## The Current State of “Blockchain”

Technology Breakthrough  
One design for all use cases




Ford Model T

## The Current State of “Blockchain”

Technology Breakthrough  
One design for all use cases



Ford Model T



Maturity  
Designs specific to use cases



## The Current State of “Blockchain”

Technology Breakthrough  
One design for all use cases

Maturity  
Designs specific to use cases

Blockchain & Distributed  
Ledger Technology

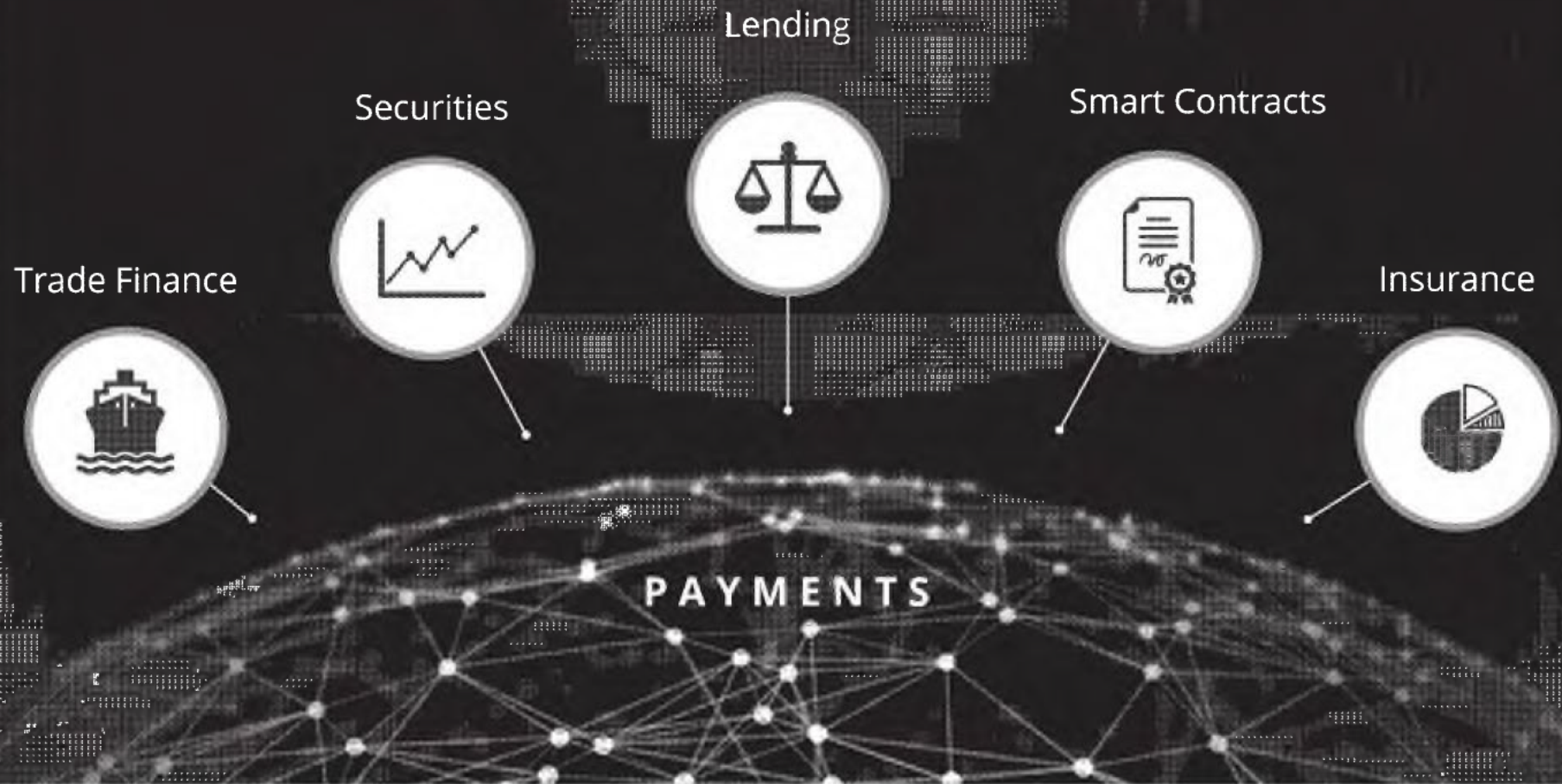


Payments

Securities  
Reconciliation

Trade Finance

# All Blockchain Use Cases Stem From Payments





# New Payment Demands



Seamless Global  
Experience



Real Time

100%  
✓✓✓

Complete  
Certainty



Cost Effective

## OUR VISION

The Internet of Value:  
Enable the world to move money  
like information moves today.



## OUR MISSION

Reduce friction  
from global payments.



# RippleNet Is Modern Global Payments Infrastructure



xCurrent  
Process real-time  
payments



xVia  
Send global  
payments



xRapid  
Source on-demand  
liquidity



## Process Payments



Real-time, trackable global  
payments with no failures

- Rulebook for RippleNet adoption

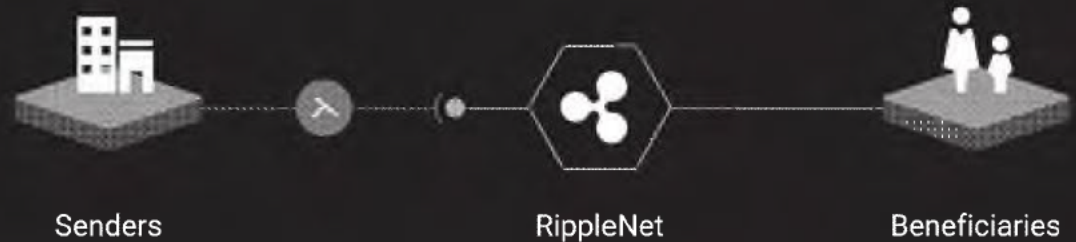


# Send Payments

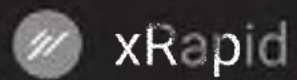


Cost efficiency in emerging markets

- Access across networks
- On-demand, real-time
- Rich data attachments
- End-to-end visibility

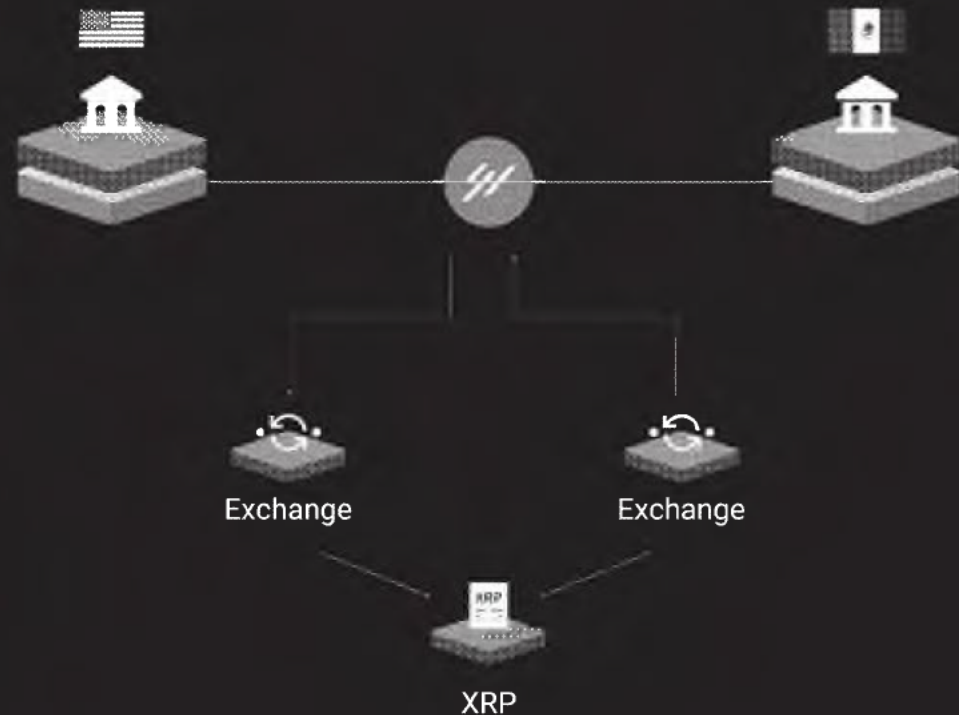


## Source Liquidity



### Lower Liquidity Costs

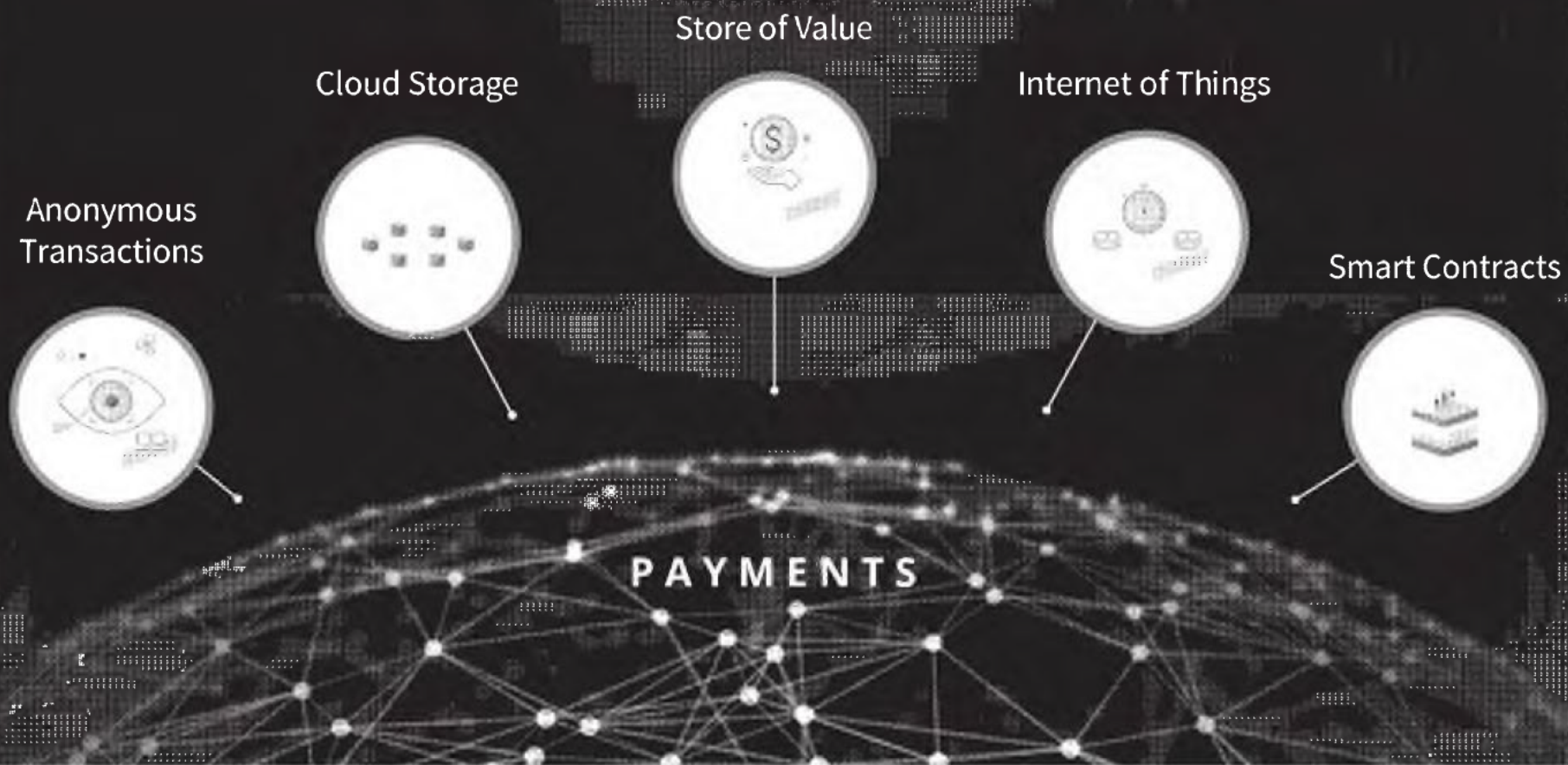
- On-demand liquidity sourcing
- Reduce nostro accounts
- XRP as bridge currency: fast, cheap, 24/7



What is XRP?

Digital Asset  
≠  
Digital Asset

# Use Case, Use Case, Use Case



If Fiat Currencies are backed by governments,  
then what are Digital Assets backed by?

# Cryptographic Algorithms



Bitcoin

Proof-of-Work

Ethereum

Proof-of-Work

Bitcoin

Proof-of-Work

Ethereum

Proof-of-Stake

Bitcoin

Proof-of-Work

Ethereum

Proof-of-Stake

XRP

Consensus

# XRP: The Digital Asset for Payments

## BITCOIN

- ④ ~3,818 seconds to settle
- ④ Fees: ~\$1.69/transaction
- ④ 32 transactions per second
- ④ 886 kWh per transaction (~\$100)
- ④ 522,690+ blocks completed
- ④ Proof of Work (Probabilistic)

## XRP

- ④ 3.6 seconds to settle
- ④ Fees: \$0.0004/transaction
- ④ 1500 transactions per second
- ④ Negligible energy consumption
- ④ 38.6 million ledgers closed without issue
- ④ Consensus (Deterministic)

# XRP: The Digital Asset for Payments

	<b>Speed</b> per transaction	<b>Cost</b> per transaction	<b>Scalability</b> transactions/second
 <b>XRP</b>	<b>3 sec</b>	<b>\$0.0004</b>	<b>1,500 TPS</b>
 <b>BTC</b>	3,318 sec	\$1.69	32 TPS
 <b>ETH</b>	90 sec	\$0.42	16 TPS
 <b>BCH</b>	3,575 sec	\$0.06	64 TPS
 <b>LTC</b>	861 sec	\$0.16	56 TPS

On 05/01/2018


# XRP: The Digital Asset for Payments

XRP Has The Lowest Cost Per Transaction




On 05/01/2018

XRP Takes 3 Seconds Per Transaction



On 5/01/2018

Transactions Per Second



On 05/01/2018

# XRP: The Digital Asset for Payments

**39+ Million  
Ledgers Closed**

Without Issue Since Inception



As of 5/12/2018

**XRP Available  
On 70+  
Exchanges**



As of 05/01/2018

# XRP Ledger



# Core Features



Open Source



Decentralized



Reliable and Secure

# Distributed Agreement

- Deterministic Transaction Execution
- Consensus for Ordering and Batching
- Amendments

# Programmed Transactions

- Operate on Views
- Scratchpad
- Invariant Checking and Metadata

# Accounts

 Key Rotation

 Multisign

 Tags

# Transactors



Escrow



Payment Channel



Check

# Arbitrary Assets

- Accepted Assets
- Credit
- Decentralized Exchange
- Pathfinding and Payments

# XRP: Today's Markets

# Transformational Growth in 2017

	2016	2017	% Increase
Avg. Daily Volume	\$1.43 M	\$295.13 M	20,538%
Max 24-Hr Volume	\$16 M	\$8.11 B	50,588%
Liquidity Venues	6	46	667%
Currency Pairs	3	25	733%
XRP Closing Price	\$0.0064	\$2.30	35,838%



# Continued Growth in 2018

	2017	Q1 2018	% Increase
Avg. Daily Volume	\$295.13 M	\$1.78 B	503%
Max 24-Hr Volume	\$8.11 B	\$9.11 B	12%
Liquidity Venues	46	73	59%
Currency Pairs	25	30	20%
XRP Closing Price	\$2.30	\$0.51	-78%

# Ecosystem Maturity in 2018

## OTC



**Genesis**

## Exchanges



## Custody



## Market Makers



# and XRP: Going Forward

- Partnering with established market makers
- Additional USD crypto listings
- Indices and Futures
- Institutional Asset Managers
- Bank usage of XRP

# How We Can Help

- Technical Information & Integration Support
- Market Introductions & Recommendations
- Capital Efficient XRP Liquidity (Loans and Purchases)

